

Tonbridge and Malling



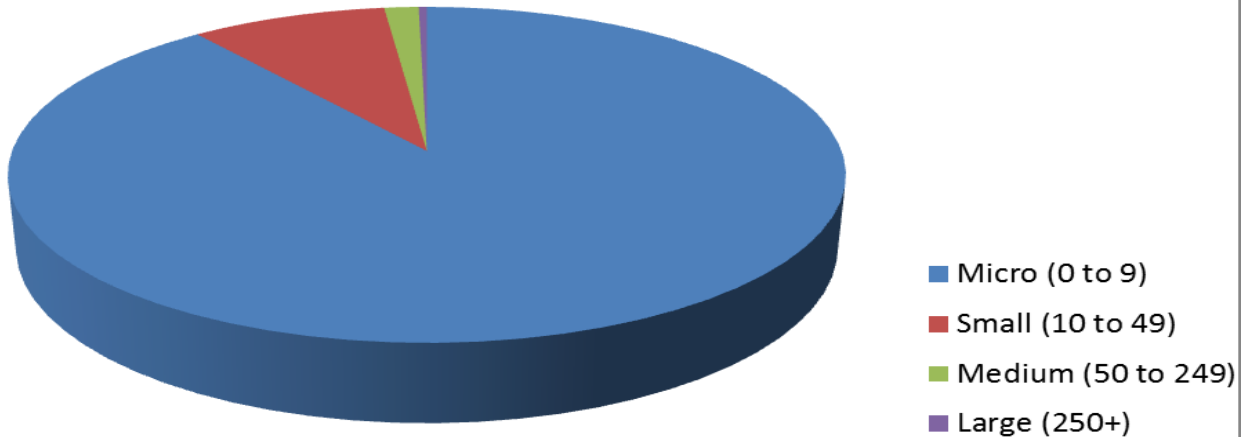
Key statistics at a glance

- Population: **127,300**
- Working age population(16-54): **77,700**
- Projected population by 2030: **143,000** (32,000 over 65)
- % 16-64 year olds with Level 1+ qualifications: **91%**
- % 16-64 year olds with level 2+ qualifications: **75.3%**
- % 16-64 year olds with level 3+ qualifications: **55.0%**
- % 16-64 year olds with level 4+ qualifications: **35%**
- % 16-64 year olds with no qualifications: *sample size too small*
- Weekly earnings by residence: **£619.90**
- Weekly earnings by workplace: **£536.30**
- Number of people on out of work benefits: **730**
- Total number of enterprises: **5,585**
- Total number of apprenticeship starts 2012/13: **750**
- Total number of apprenticeship starts 2015/16: **760**
- Average house price: **£342,315**

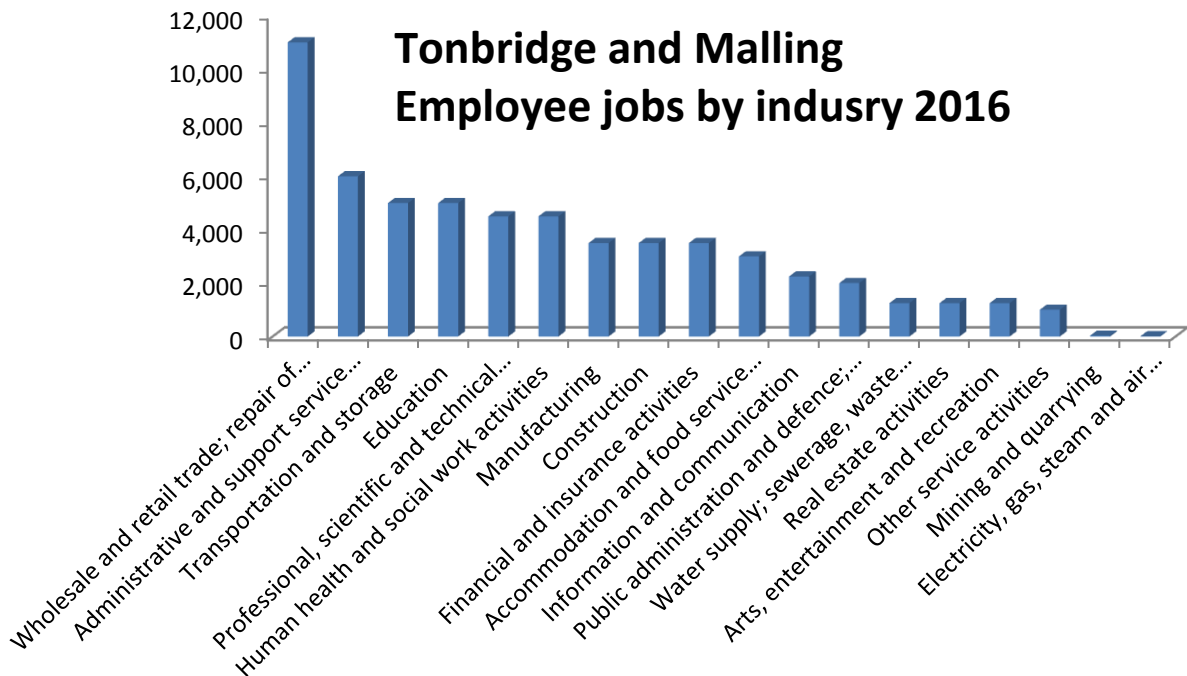
Data sources and further information

Official Labour Market Statistics: www.nomisweb.co.uk
 FE Data Library: <https://www.gov.uk/government/collections/fe-data-library>
 Labour Insights (subscription only) <http://www.labourinsight.com/>
 Tonbridge and Malling Council: <https://www.tmbc.gov.uk/>
 Office for National Statistics: <https://www.ons.gov.uk/>

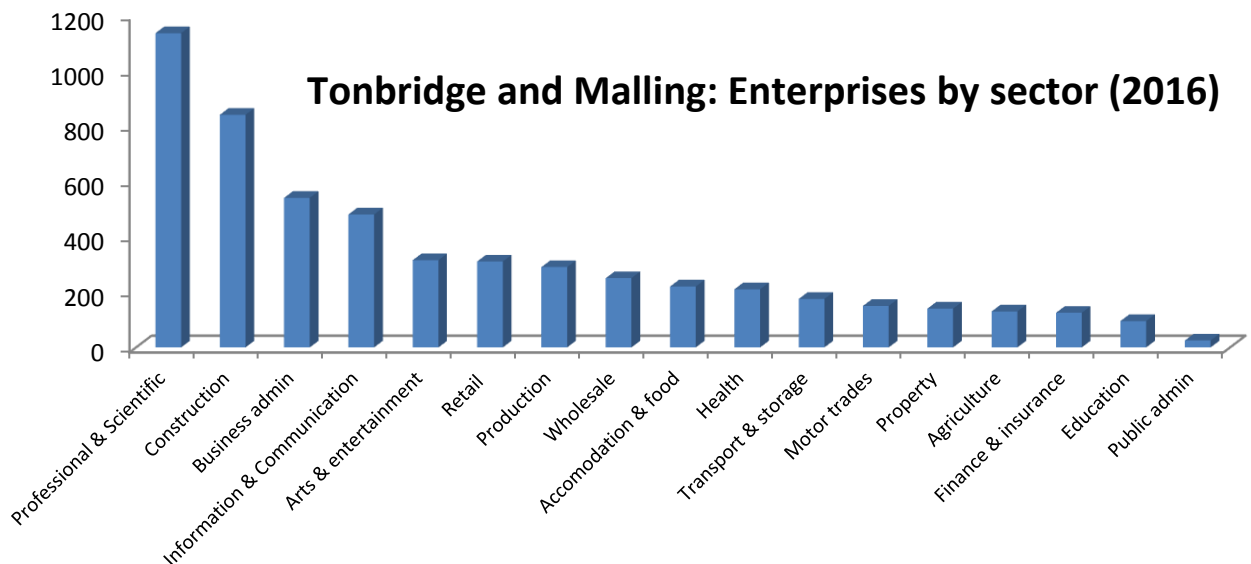
Tonbridge and Malling Business sizes 2017



Tonbridge and Malling Employee jobs by industry 2016



Tonbridge and Malling: Enterprises by sector (2016)




Tonbridge and Malling Vacancy Headlines – January 2017 - December 2017

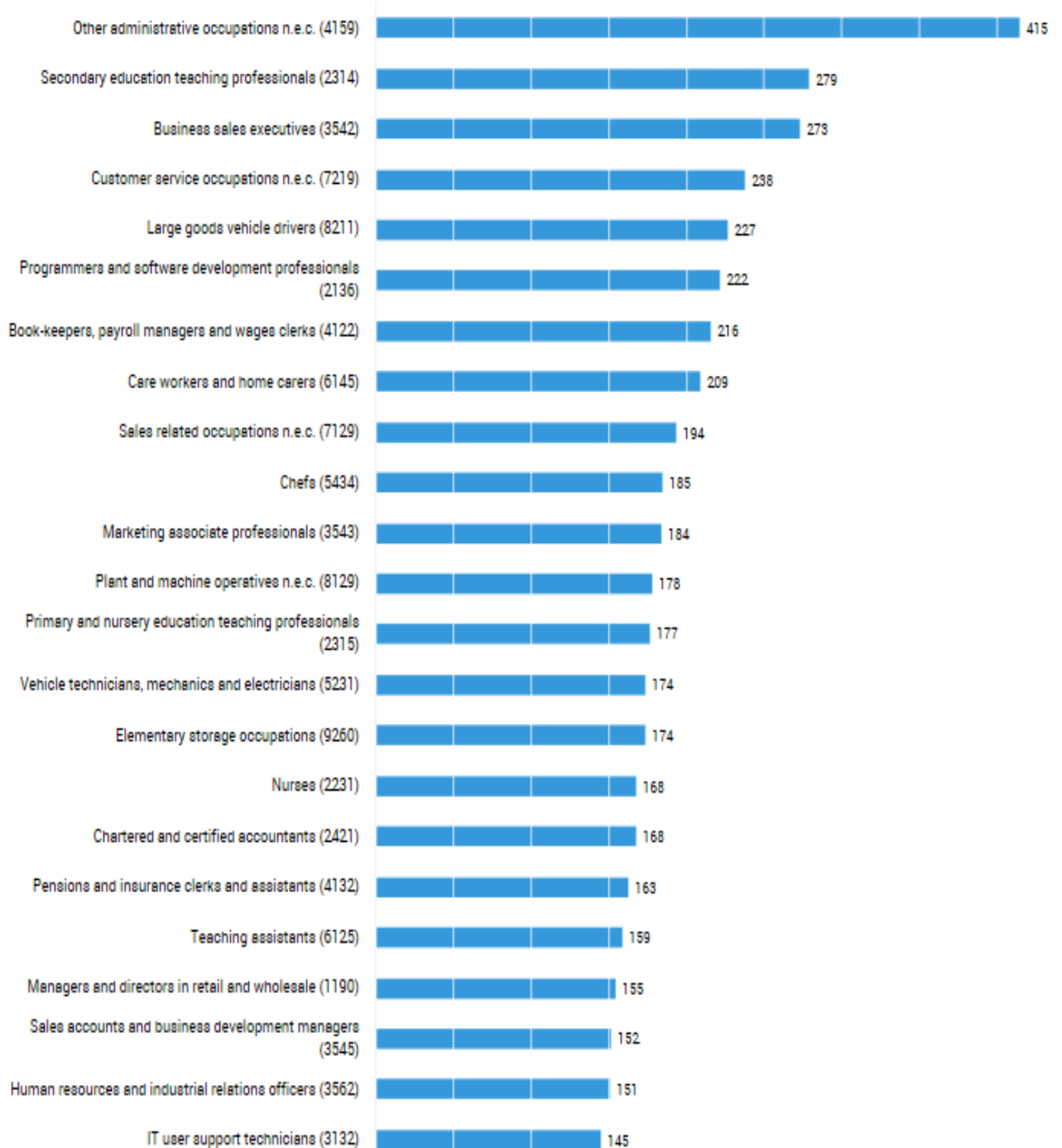
- The **top occupations** advertised were **administrative occupations** (415) **secondary education teaching professionals** (279) and **sales executives** (273), **customer service operatives** (238) and **LGV drivers** (227)
- The **top sectors recruiting** were **education** (1,075) **health and social work** (644), **manufacturing** (586), **wholesale and retail** (516) **accommodation and food services** (473), **finance and insurance** activities (466)
- The **top employers recruiting** were the **NHS** (122), **Hadlow College** (110), **West Kent and Ashford College** (48), **Traditional Pubs** (45), and **Beacon Plus** (42).
- Where specified (1,680 postings), the education level sought was **37% of employers were seeking GCSE level skills**, **65% A-Level** and the **remainder were degree level and above**
- The **top skills** sought by employers were **customer service**, **Excel**, **teaching** **accountancy**, **business management** and **Microsoft office**
- The **top certifications** sought by employers were **the construction skills certification scheme card (CSCS)** (204), **accountant** (71) **Forklift Truck** (55), **Digital Tachograph Driver Smart Card** (49) **Registered General Nurse** (45), **HGV Licence** (45)

Vacancies: Supporting Graphs

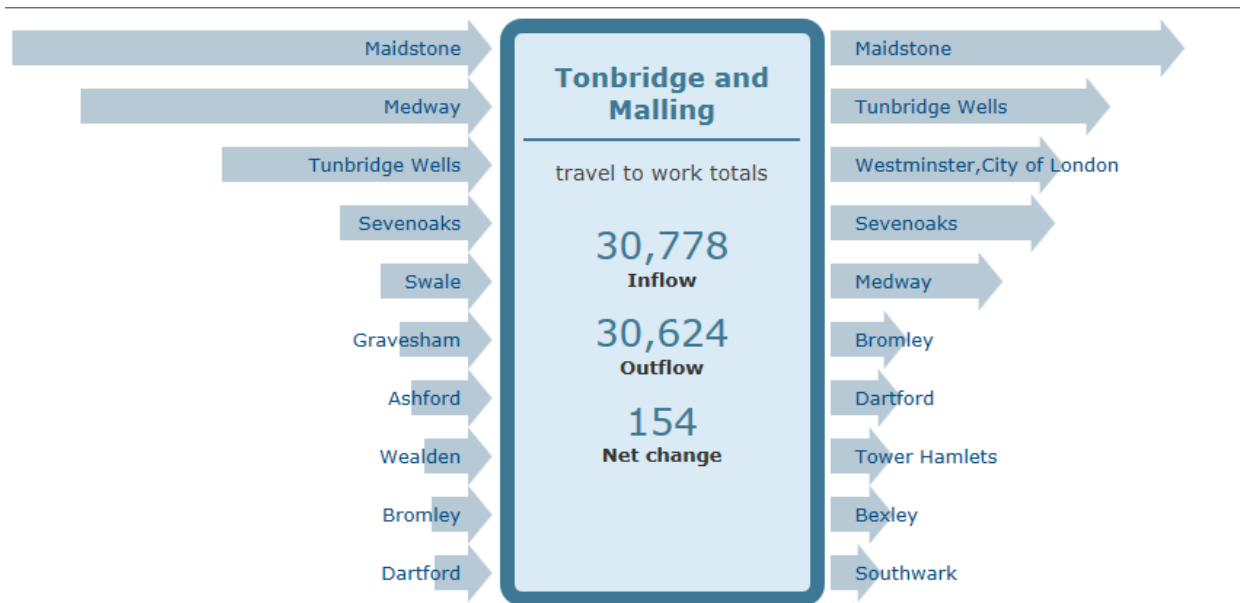
Educational level sought (1,680 postings)



Top occupations sought



Commuting Patterns (2011 Census)



Commuting totals (all categories: method of travel to work (2011 specification)) for Tonbridge and Malling:

- Inflow: **30,778** person(s) commute into Tonbridge and Malling from other local authorities in the UK.
- Outflow: **30,624** person(s) commute out of Tonbridge and Malling to other local authorities in the UK or abroad.
- Net change: Overall, commuting results in a population increase of **154** in Tonbridge and Malling.