

Tunbridge Wells



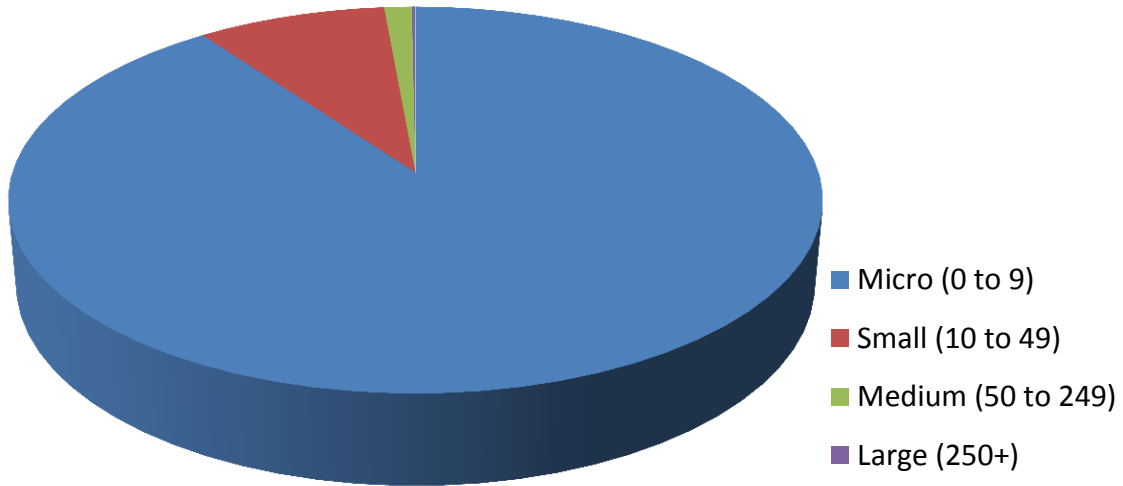
Key statistics at a glance

- Population: **117,100**
- Working age population(16-54): **71,400**
- Projected population by 2030: **127,000 (38,000 over 65)**
- % 16-64 year olds with Level 1+ qualifications: **91.7%**
- % 16-64 year olds with level 2+ qualifications: **77.2%**
- % 16-64 year olds with level 3+ qualifications: **59.7%**
- % 16-64 year olds with level 4+ qualifications: **49.4%**
- % 16-64 year olds with no qualifications: *sample size too small*
- Weekly earnings by residence: **£582.50**
- Weekly earnings by workplace: **£515.30**
- Number of people on out of work benefits: **650**
- Total number of enterprises: **6,335**
- Total number of apprenticeship starts 2012/13: **560**
- Total number of apprenticeship starts 2015/16: **610**
- Average house price: **£374,021**

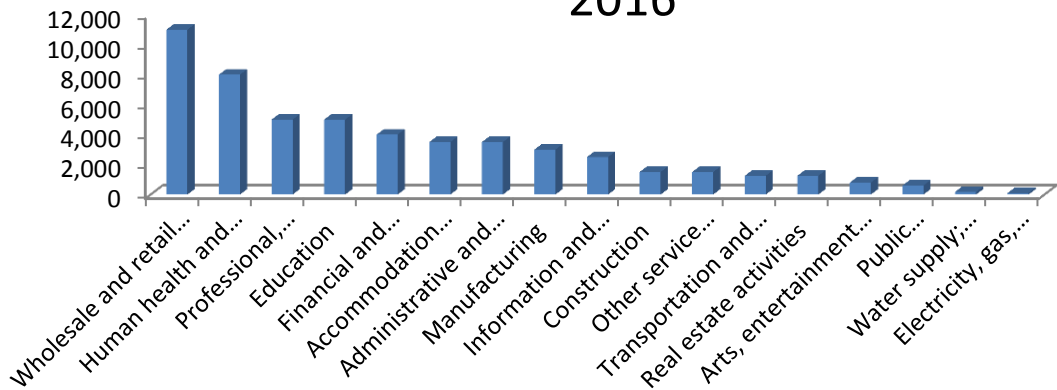
Data sources and further information

Official Labour Market Statistics: www.nomisweb.co.uk
 FE Data Library: <https://www.gov.uk/government/collections/fe-data-library>
 Labour Insights (subscription only) <http://www.labourinsight.com/>
 Tunbridge Wells Council: <http://www.tunbridgewells.gov.uk/>
 Office for National Statistics: <https://www.ons.gov.uk/>

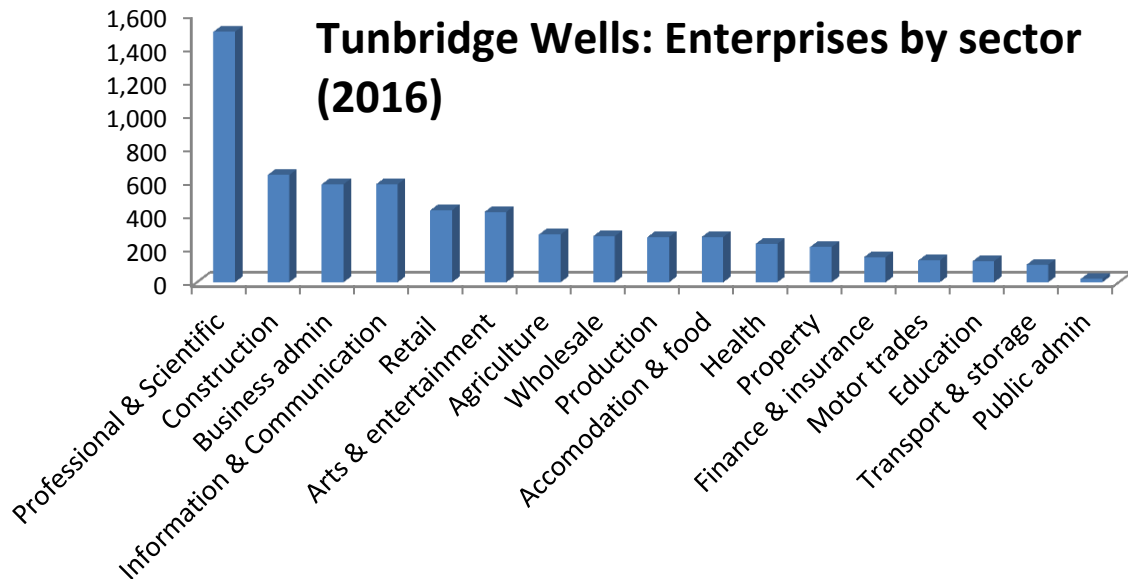
Tunbridge Wells Business sizes 2017



Tunbridge Wells Employee Jobs by industry 2016



Tunbridge Wells: Enterprises by sector (2016)




Tunbridge Wells Vacancy Headlines – January 2017 - December 2017

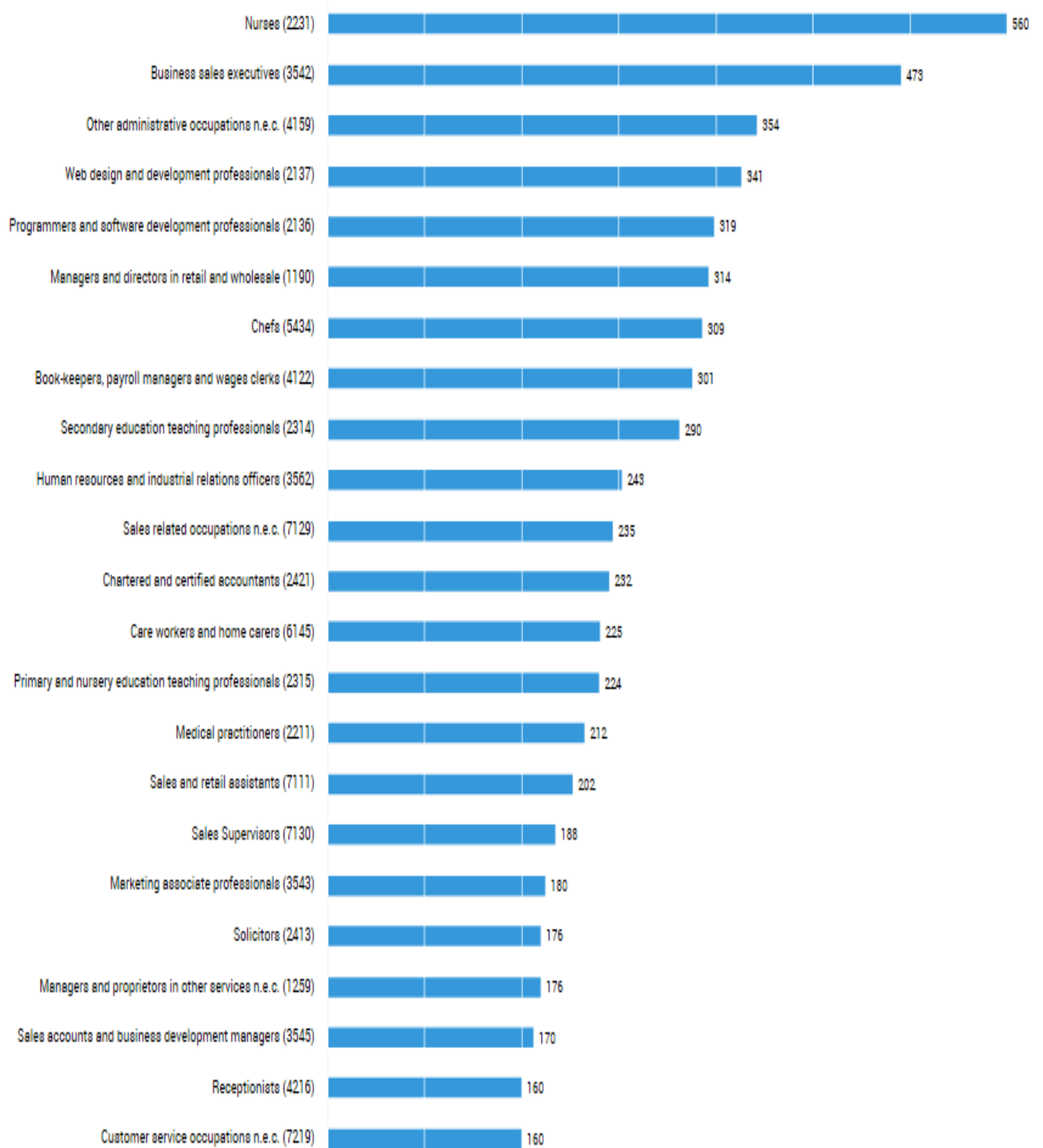
- The **top occupations** advertised were **nurses** ((560), **business sales executives** (473) **administrative occupations** (354) **web design and development professionals** (341) **programmers and software development professionals** (319) and **retail managers** (314)
- The **top sectors recruiting** were **health and social work** (1,383), **accommodation and food services** (828), **education** (817), **wholesale and retail** (796) **professional, scientific and technical activities** (636), **finance and insurance activities** (423)
- The **top employers recruiting** were the **NHS** (270), **ID Medical Limited** (175), **AXA** (80), **Fusion Lifestyle** (79), and **Camp Beaumont Day Camps** (78).
- Where specified (1,604 postings), the education level sought was **39% of employers were seeking GCSE level skills, 24% A-Level** and the **remainder were degree level and above**
- The **top skills** sought by employers were **customer service**, sales **Excel**, **teaching business management** and **co tract accountancy**
- The **top certifications** sought by employers were **the construction skills certification scheme card (CSCS)** (173), **accountant** (123)) **Registered General Nurse** (99), **Nursing and Midwifery Council Registration** (91) **Food Safety** (35), **Health and care Professionals Council Registration** (34) **Category C/C+E Licence** (33)

Vacancies: Supporting Graphs

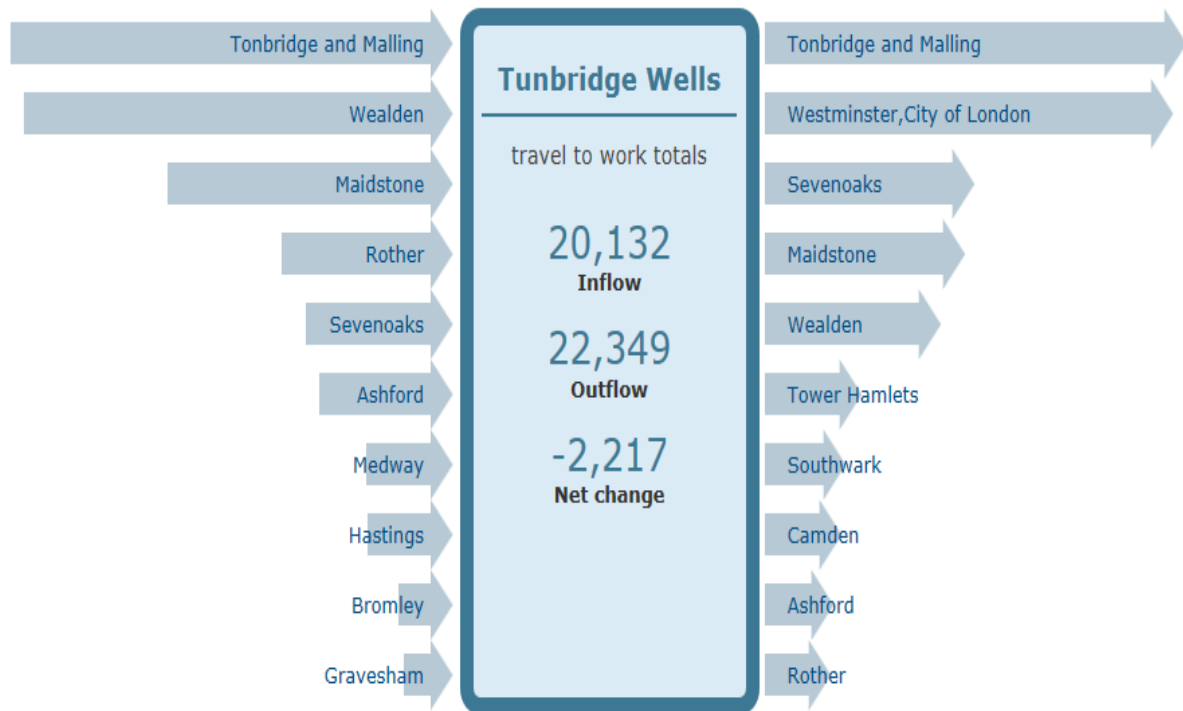
Educational level sought (1,604 postings)



Top occupations sought



Commuting Patterns (2011 Census)



Commuting totals (all categories: method of travel to work (2001 specification)) for Tunbridge Wells:

- Inflow: **20,132** person(s) commute into Tunbridge Wells from other local authorities in the UK.
- Outflow: **22,349** person(s) commute out of Tunbridge Wells to other local authorities in the UK or abroad.
- Net change: Overall, commuting results in a population decrease of **2,217** in Tunbridge Wells.